



1) Fill in the missing numbers.

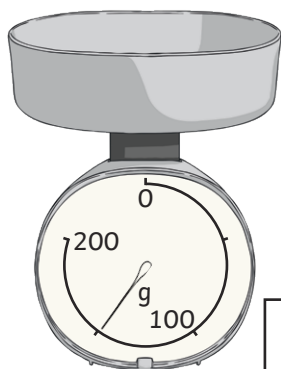
a)

200		300	350	
-----	--	-----	-----	--

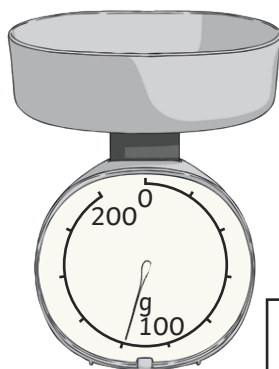
b)

	220	240		
--	-----	-----	--	--

2) What measurement is each scale showing?

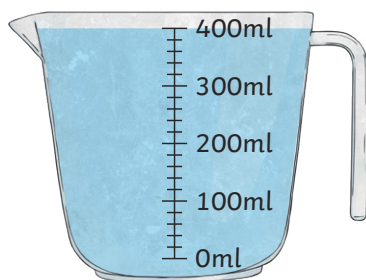


g



g

3) The beaker contains 400ml of water. If I pour out 80ml, how much is left?



<input type="text"/>	ml
----------------------	----



4) How many 25p stickers can I buy with £3?

100			
25	25	25	25


<input type="text"/>
----------------------



- 1) Meera thinks that these two measurement scales show the same value because the arrows are in the same position. Is she correct?



Explain your reasoning.



Meera

---

---

---

- 2) Hasim has 200g of strawberries. He wants to share them equally between 5 people. Explain how Hasim could do this by dividing 100 into equal parts.

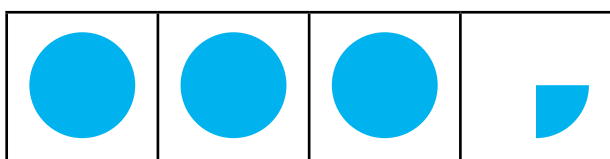


---

---

---

- 3) This pictogram shows how many cars are parked in a car park.



Number of Cars



= 100 cars

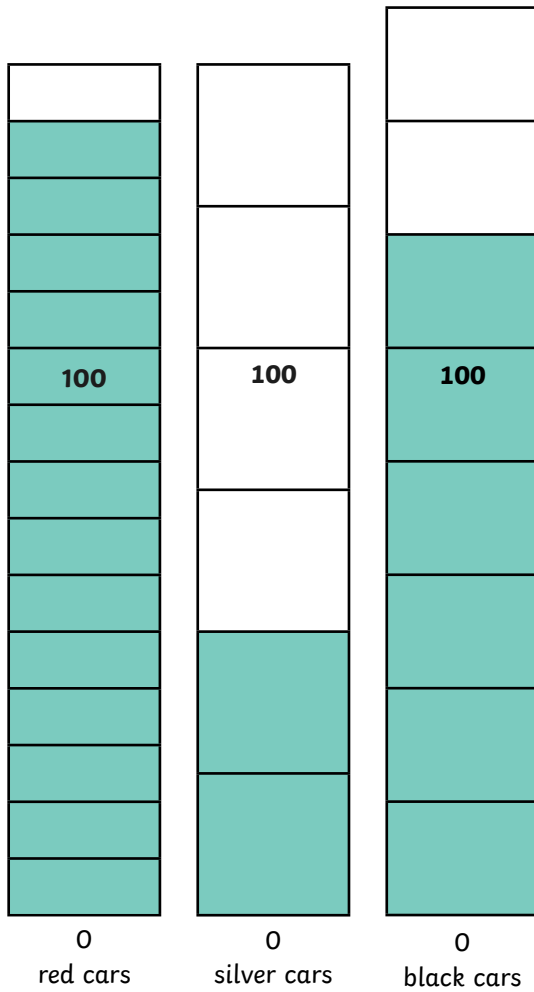
Explain how you can use dividing into equal parts to know that there are fewer than 350 cars.

---

---

---

1) These scales show the number of cars that passed by a school during one day.



a) How many more red cars passed the school than silver cars?

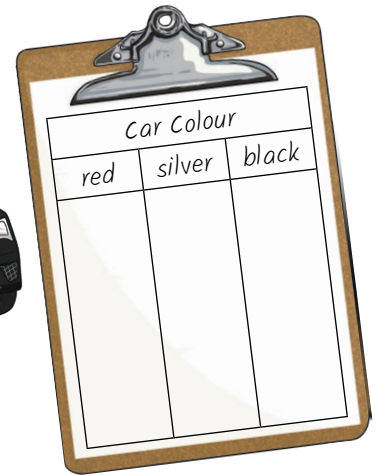
\_\_\_\_\_

b) How many fewer black cars passed the school than red cars?

\_\_\_\_\_

c) How many silver and red cars passed the school in total?

\_\_\_\_\_



b) Create your own problem-solving questions using this data for a friend to solve.

\_\_\_\_\_

\_\_\_\_\_

\_\_\_\_\_